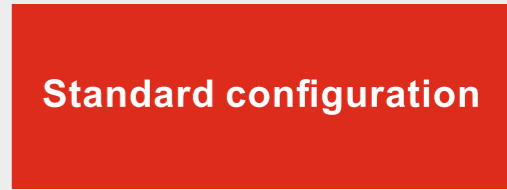


**Desktop structure**

Aluminum profile die-casting structure  
Beautiful appearance



**Italy Lartey Belt**

High wear resistance and good elasticity  
Built-in steel wire is durable




**Leadshine Closed Loop Servo Motor**

High precision  
Super speed  
High torque and low noise



**Taiwan Meanwell Power**

Strong anti-interference performance  
Good insulation  
Long lasting




**HIWIN Lead Rail**

Imported steel casting with high precision, low noise and strong wear resistance



**OMRON Relay**

Imported brands  
Safe and durable



**Electrical Screwdriver**

Torque adjustment  
Durable

# Screwing Robot upgrade option

(Dispenser)

(Screwing)

(Soldering)

(Module)

(Accessories)

(Dispenser)

(Screwing)

(Soldering)


(Module)

(Accessories)

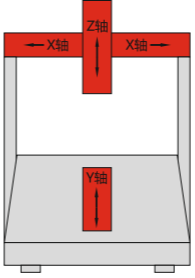
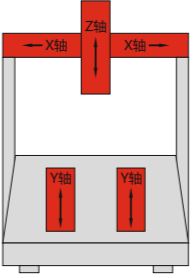
## Option 1: Machine structure

		
Conventional structure	Cantilever structure	Gantry structure
		
Spliced structure	Back-to-back structure	Floor-standing structure




## Option 2: Peripheral configuration

		
Protective cover	Simple workbench	Floor workbench
		
Safety grating	Warning light	Torque tester

## Option 3: Motion range

	
Single Station Model X : 200/300/400/500/600... Y : 200/300/400/500/600... Z : 100/150/200...	Dual Station Model X : 500/600/700/800/900... Y : 300/400/500/600/700... Z : 100/150/200...

## Option 4: Electric batch

	
RotoGen electrical screwdriver	RotoGen electrical screwdriver
	
Servo electric bit	Servo electric bit

## Option 4: Transmission mode

		
Synchronous belt	Ball screw	Grinding screw

## Option 5: Motor

		
Stepper motor	Closed loop motor	Servo motor


(Dispenser)

(Screwing)

(Soldering)

(Module)

(Accessories)



Applications



Plastic product lock screw



Hardware product lock screw



Small appliance lock screw



Electronic product lock screw



3C digital product lock screw



PCB board lock screw

Adsorption Screw Arrangement Machine



Features:

1. The track is adjustable. It can be adjusted by replacing the turntable and the guide rail. It can be used with screws from M1.0 to M5.0, and the screw length can reach 12mm;
2. Fewer failures, low noise, jamming reverse and failure alarm functions;
3. The volume is small and does not occupy space, and the feeding and feeding are controlled separately;
4. There is a signal output to be used with a screw machine, and the repeat positioning accuracy is  $\pm 0.02$ ;

Blowing screw arrangement machine



Features:

1. Applicable screw range: M1-M6, it is recommended that the total length of the screw is more than 1.3 times the diameter of the screw head.
2. The screw head patterns used are: flat, cross, triangle, plum blossom, hexagon socket, H head, etc.
3. The screw materials used are iron, copper, stainless steel, etc.
4. The materials of the lock screw products are: plastic, iron, aluminum, etc.
5. Hand-held lock screw machines are widely used in various industries, such as mobile phones, hard drives, keyboards, toys, LCD/LED modules, communication equipment, electrical appliances, toys, auto parts and other electronic processing plants.

(Dispenser)


(Screwing)

(Soldering)

(Module)

(Accessories)

# Vacuum / Suction Type Automatic Screw Tightening Robot



\*All models are optional: stepper motor / closed loop motor / servo motor + timing belt / ball screw / grinding screw configuration

### Widely used for a variety of screw machine

The vacuum generator is used to generate negative pressure to directly act on the screwdriver head to suck the screw vertically.

Easily solve the problem of locking screws in short screws and special-shaped parts.

It is suitable for all kinds of screws, and has no requirements on the shape and length.

It is suitable for automatic assembly production lines, including industry, automobile and parts assembly, compressors, home appliances, hardware, communication equipment, automotive electronics and other major industries.

### Applicable screws



(Please contact us for more suitable screw types)




### Single-station Adsorption type automatic locking screw robot

Automatically absorb screws, tighten screws automatically  
Continuous feeding, can provide screw counting function and anti-missing function




### Double-station adsorption type automatic locking screw robot

Double Y-axis work platform, alternately lock screws  
Constant torque, with screw sliding teeth, floating lock, alarm function



### Double-station double electric batch cycle lock robot

Double station double electric batch cycle lock Robot  
Double electric screwdriver can lock different screws separately



(Dispenser)

(Screwing)

(Soldering)

(Module)

(Accessories)

Adsorption lock screw machine

(Dispenser)

(Screwing)

(Soldering)

(Module)

(Accessories)



Double head double feeder screw robot

Double head double station alternate loading and unloading  
Applicable to the same product, there are two kinds of screw locking requirements



Adsorption rotary lock screw robot

Automatically absorb screws, automatically tighten screws, with rotation lock function  
Constant torque, with screw sliding teeth, floating lock and alarm function



(Dispenser)

(Screwing)

(Soldering)


(Module)

(Accessories)




Floor-standing double-split automatic screw-locking robot

Intelligent servo electric screwdriver with precise torque  
Supports locking M0.8~M6.0 screws




Double guide rail double feed LED light board lock screw robot

Multi-stage speed, multi-stage position, high-speed/low-speed flexible control  
The intelligent servo electric screwdriver can be set forward and reverse, and the reverse can loosen the screw and take the screw



Back-to-back automatic locking screw robot

Lockable non-standard screws with gasket screws/screw nut  
Double Y-axis station, alternately lock screws



Floor-mounted automatic locking screw robot

Unique and flexible control mode, set torque according to product  
Determine the lock in place by angle and torque



# Adsorption lock screw machine

(Dispenser)



## Servo electric screw lock robot with cutting function

Multi-stage torque setting, real-time computer transmission  
Automatic cutting function



(Screwing)

(Soldering)



## Six-axis back-to-back automatic dispensing lock screw robot

Dispensing first and then locking the screws, no need to transfer process  
Reduce 3 labors, increase efficiency by more than 4 times




(Module)



## Floor-mounted automatic dispensing lock screw integrated robot

Intelligent servo electric screwdriver, precise locking,  
Automatic glue dispensing, automatic screw locking



(Accessories)

## Specifications

Model	Adsorption type automatic locking screw robot				
Trip	300*300*100 / 500*300*300*100mm, (Customizable itinerary)				
Programing mode	Import teaching programming or graphics				
Electric screwdriver	RotoGen / intelligent servo electrical screwdriver				
Control system	SCM + handheld box control				
Maximum load	10KG				
Moving speed	0~800mm/sec				
Lock one screw time	0.6~1.5sec				
Repeatability accuracy	±0.02mm/Axis				
Program record mode	999 groups				
Motor system	Z axis	Servo motor/closed loop motor			
	X/Y axis	Japan precision micro stepping motor			
Drive mode	Z axis	Taiwan silver bar			
	X/Y axis	Italy Lartey synchronous belt			
Torque	N.m	0.1-0.55	0.3-1.6		
	lbf.in	0.9-4.8	2.6-14		
	kgf.cm	1-5.5	3-16		
Intelligent servo electric torque (Optional)	Power	Torque	RPM	mm	Screws
	50W	1-5kg/0.1-0.5N.m	0-3000	40	M1.4 Below
	100W	3-9kg/0.3-0.9N.m	0-3000	40	M1.4-M3
	200W	5-18kg/0.5-1.8N.m	0-3000	60	M2-M4
	400W	5-35kg/0.5-3.5N.m	0-3000	60	M2-M5
	750W	7-70kg/0.7-7N.m	0-3000	80	M3-M6
1000W	7-120kg/0.7-12N.m	0-2500	80	M3-M8	
Feeding mode	Screw feeder				
Alarm function	Missing screw, screw slippage, double tightening				
Sensor	Omron				
Driver	Leadshine				
Applicable screw	M0.9~M6.0				
Guide	Taiwan silver linear guide				
Input power	Full voltage AC110~220V				
External control interface	RS232				

(Dispenser)


(Screwing)

(Soldering)

(Module)

(Accessories)

# Vacuum / Suction Type Automatic Nut Tightening Robot




\*All models are optional: stepper motor / closed loop motor / servo motor + timing belt / ball screw / grinding screw configuration

### Professionally solve the problem of manual nut screwing

The nut is conveyed to the distributor through the direct vibration of the vibrating plate.  
 After the distributor senses that the nut is in place, the cylinder moves to separate the nuts arranged on the direct vibration.  
 The electric screwdriver sucks the nut and opens the vacuum at the same time.  
 After reclaiming, it moves to the working position, and at the same time, the electric screwdriver starts to complete the lock through the downward cylinder.

### Applicable screws



(Please contact us for more suitable screw types)



### Single-station automatic lock nut robot

Automatically absorb nut, automatically tighten nut  
 Continuous feeding, can provide nut counting function and anti-missing function



### Double-station automatic lock nut robot

Double Y-axis working platform, alternately lock nut  
 Constant torque, with nut sliding thread, floating lock, alarm function



### Floor-mounted automatic lock nut robot

Three-axis linkage, high locking efficiency  
 Unmanned operation



(Dispenser)


(Screwing)

(Soldering)

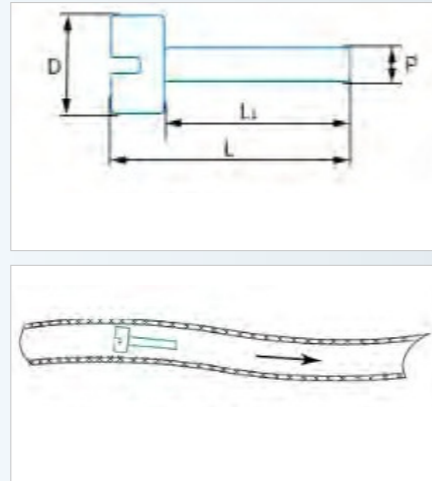
(Module)

(Accessories)

# Blowing type automatic screw robot



L > 1.3D



\*All models are optional: stepper motor / closed loop motor / servo motor + timing belt / ball screw / grinding screw configuration

## Save screws take time, higher efficiency screw machine



The blowing-type feeding and locking mechanism are integrated, which saves time for taking screws and is more efficient.

The device only needs to follow the procedure to screw each screw hole.

It is suitable for a wide range of products, and can be used for efficient and stable locking of curved products, deep hole/counterbore screws.

It is suitable for a wider range of screws and a larger torque requirement. It is a slightly larger screw product.

## Applicable screws




## Single-station single electric screwdriver air-blowing screw robot

Blowing type feeding system  
Screws are transported directly to the nozzle, saving time for back and forth to get screws



## Double-station single electric screwdriver air-blowing screw robot

Double Y-axis work platform, alternately lock screws  
Continuous feeding, can provide screw counting function and anti-missing function



## Double-station double electric screwdriver air-blowing screw robot

Double-station and double-electricity approved, with higher locking efficiency  
Equipped with protective cover device for safer operation



Air-blowing type lock screw machine

(Dispenser)

(Screwing)



**Double-station double electric screwdriver air-blowing screw robot**

Double head double station alternate loading and unloading  
Continuous feeding, can provide screw counting function and anti-missing function



(Soldering)

(Module)

(Accessories)




**Back-to-back air blowing screw robot**

Screws are transported directly to the nozzle, saving time for back and forth to get screws  
Supports locking M0.8~M6.0 screws



**Double-station servo air blowing screw robot**

The intelligent servo electric screwdriver can be set forward and reverse, and the reverse can loosen the screw and take the screw action  
Multi-stage speed, multi-stage position, high-speed/low-speed flexible control



(Dispenser)

(Screwing)

(Soldering)

(Module)

(Accessories)



**Non-standard customized air-blow screw robot**

Non-standard customized according to demand  
Continuous feeding, can provide screw counting function and anti-missing function



**Non-standard stroke air blowing screw robot**

Robot stroke can be customized according to requirements  
Double Y-axis station, alternately lock screws



**Adsorption and air blowing integrated screw robot**

Integrated screw locking robot with adsorption and blowing  
Double head and double station lock at the same time, double the production efficiency



## Air-blowing type lock screw machine

(Dispenser)



### Floor-mounted dispensing lock screw integrated robot

Dispensing first and then locking the screws, no transfer process required  
Blowing type continuous feeding, can provide screw counting and anti-leakage function



(Screwing)



### Floor-mounted air blowing automatic locking screw robot

Multiple electric batches work at the same time, can replace multiple workers  
Configure the turntable to realize the simultaneous operation of feeding, testing, locking, picking and placing products



(Soldering)

(Module)



### Online blowing servo lock screw robot

On-line automatic locking screw machine, seamlessly connected with the assembly line  
Unmanned operation  
Automatic dispensing, automatic locking screw



(Accessories)

## Specifications

Model	Blowing type automatic locking screw robot				
Trip	500*300*300*100mm, Customizable itinerary				
Programing mode	Import teaching programming or graphics				
Electric screwdriver	RotoGen / intelligent servo electrical screwdriver				
Control system	SCM + handheld box control				
Maximum load	10KG				
Moving speed	0~800mm/sec				
Lock one screw time	0.6~1.5sec				
Repeatability accuracy	±0.02mm/Axis				
Program record mode	999 groups				
Display mode	LCD teaching box				
Motor system	Z axis	Servo motor/closed loop motor			
	X/Y axis	Japan precision micro stepping motor			
Drive mode	Z axis	Taiwan silver bar			
	X/Y axis	Italy Lartey synchronous belt			
Torque	Model	8000P	CL7000		
	N.m	0.39-1.76	0.3-2.5		
	lbf.in	3.52-15.84	2.5-22		
	kgf.cm	4-18	3-25		
Intelligent servo electric torque (Optional)	Power	Torque	RPM	mm	Screws
	50W	1-5kg/0.1-0.5N.m	0-3000	40	M1.4Below
	100W	3-9kg/0.3-0.9N.m	0-3000	40	M1.4-M3
	200W	5-18kg/0.5-1.8N.m	0-3000	60	M2-M4
	400W	5-35kg/0.5-3.5N.m	0-3000	60	M2-M5
	750W	7-70kg/0.7-7N.m	0-3000	80	M3-M6
1000W	7-120kg/0.7-12N.m	0-2500	80	M3-M8	
Feeding mode	Screw feeder				
Alarm function	Missing screw, screw slippage, double tightening				
Sensor	Omron				
Driver	Leadshine				
Applicable screw	M0.9~M6.0				
Guide	Taiwan silver linear guide				
Input power	Full voltage AC110~220V				
External control interface	RS232				

(Dispenser)

(Screwing)

(Soldering)

(Module)

(Accessories)